

HB 2017 Transit Advisory Committee

May 22, 2020




Webex Tutorial

Chat

- Right side window
- Chats are recorded


Participants

- Right side window
- Raise your hand 

Video On/Off

Mute/Unmute

Leave Meeting



Meeting Agenda

| | |
|-------------------------------|-----------|
| Public Comment | 8:00 a.m. |
| Equity Areas Update | 8:15 a.m. |
| Updated ODOT STIF Projections | 8:30 a.m. |
| Meeting Adjourns | 9:30 a.m. |



Public Comment

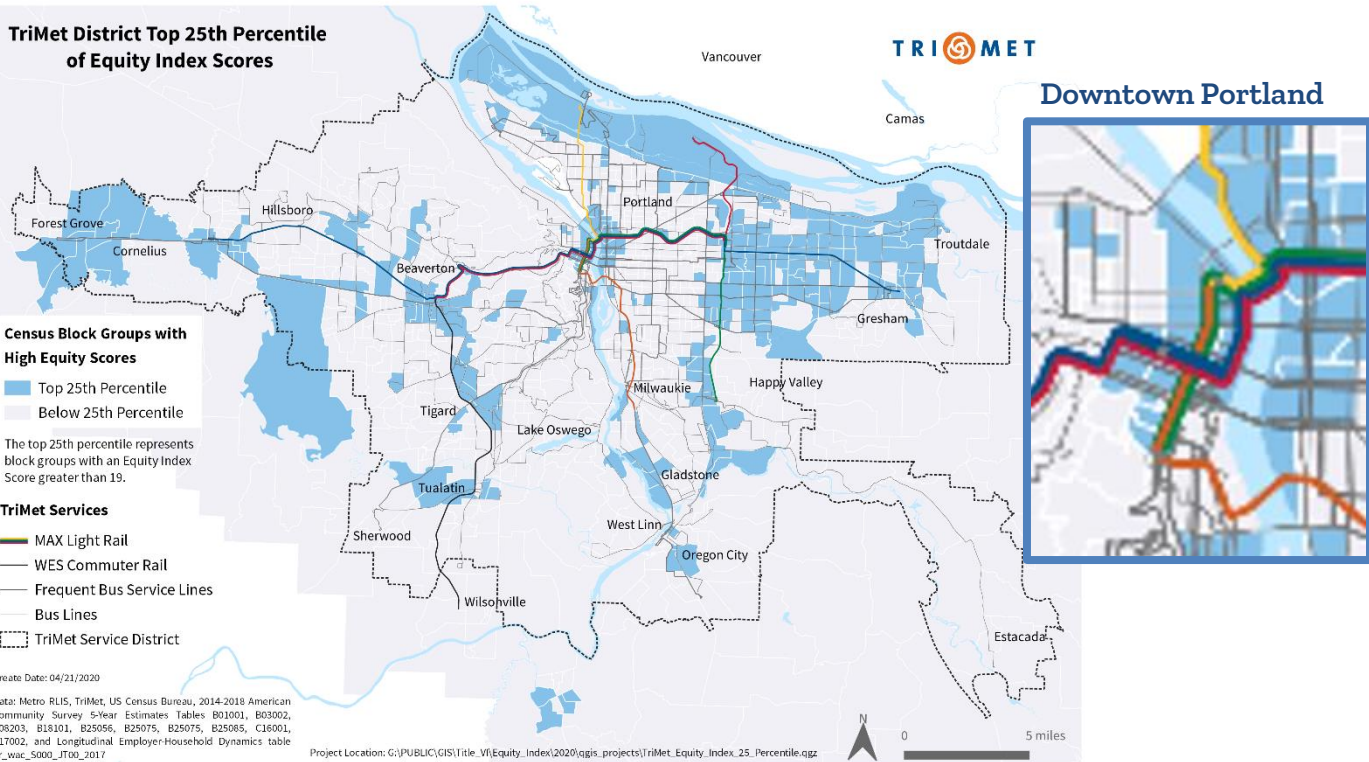


Equity Areas Update – 25% of blocks

TriMet District Top 25th Percentile of Equity Index Scores



Downtown Portland



Robert's Rules of Order - Voting

Voting:

- Committee member makes a motion
- Another committee member “seconds” the motion
- Committee discusses the motion
- Members can offer “friendly amendments”
 - If the person making the motion agrees to the amendment, it can move to a vote as amended
 - If the person making the motion doesn't agree to the amendment, then the original motion is voted upon
- Committee Chairs call for a vote
- If either type of motion (original or amended) fails, then no motion is on the table
- The table is open for future motions



Updated ODOT STIF Projections – FY22 & FY23

| April 2020 Forecast* | FY22** | FY23*** |
|----------------------|--------------|--------------|
| Total | \$59,040,315 | 62,412,648 |
| TriMet District | \$56,442,275 | \$59,666,210 |
| Clackamas County | \$2,007,036 | \$2,121,667 |
| Multnomah County | \$54,947 | \$58,085 |
| Washington County | \$536,057 | \$566,676 |

*Reductions based 2008 payroll reductions
**2.0% reduction from Dec. 2019 forecast
***1.6% reduction from Dec. 2019 forecast



Out of District STIF Projections – FY22 & FY23

| | FY22 | FY23 |
|----------------------------|-------------|-------------|
| Total | \$2,543,093 | \$4,699,563 |
| Canby Area Transit | \$236,567 | \$250,079 |
| Sandy Transit | \$118,283 | \$125,040 |
| SCTD | \$177,425 | \$187,560 |
| SMART – Wilsonville | \$1,241,976 | \$1,312,917 |
| Clackamas County | \$473,134 | \$500,159 |
| Washington County | \$295,708 | \$312,599 |



Over/Under for FY19 & FY20

| Payroll Tax Revenue (no Regional Coord.) | FY19-20 Plan Amount | FY19-20 Actuals | Diff | % Diff |
|---------------------------------------------|------------------------|--------------------|-------------|---------|
| TriMet | \$65,449,264 | \$66,166,971 | \$717,707 | 11.0% |
| Canby Area Transit | \$192,131 | \$393,802 | \$201,671 | 105% |
| Sandy Transit | \$188,777 | \$182,587 | (\$6,190) | (3.3%) |
| SCTD | \$232,398 | \$216,779 | (\$15,619) | (6.7%) |
| SMART – Wilsonville | \$2,112,032 | \$1,716,018 | (\$396,014) | (18.8%) |
| Clackamas County | \$525,448 | \$712,240 | \$186,792 | 35.5% |
| Multnomah County | \$71,910 | 174,079 | \$102,169 | 142% |
| Washington County | \$370,500 | \$599,325 | \$228,825 | 61.7% |



Meeting Adjourned

